

Name: \_\_\_\_\_

Date: \_\_\_\_\_

**Directions:** Use your reference material to sketch the following symbols, and identify the Abbreviations.

**Building Material Symbols (Sections)**


1. Terrazzo:



2. Slate:



3. Rock:



**(Elevations)**

4. Concrete- Cast



50. Wood-Panel




51. Glass




**Topographical Symbols**

5. Dry cracked clay:



6. Sand:



7. Fence:

8. Sewer Tile:

9. Railroad Track:

### **Electrical Symbols**

10. Junction Box:

11. Duplex Receptacle Outlet:

12. Push Button:

13. Fluorescent fixture:

14. Quadruplex Receptacle Outlet:

15. Thermostat:

### **Abbreviations**

16. SOV: \_\_\_\_\_

17. VAC: \_\_\_\_\_

18. TOIL: \_\_\_\_\_

19. WD: \_\_\_\_\_

20. JST: \_\_\_\_\_

21. ANSI: \_\_\_\_\_

22. RCP: \_\_\_\_\_

23. SEW: \_\_\_\_\_

24. Watt Hour: \_\_\_\_\_

25. Louver: \_\_\_\_\_

26. Countersink: \_\_\_\_\_

27. Asbestos: \_\_\_\_\_

28. Building: \_\_\_\_\_

29. Washroom: \_\_\_\_\_

30. Pounds Per Square Inch: \_\_\_\_\_